

Dear Parents,

Greetings!!!!

Wishing You a Joyful Summer Break!

As the academic year gets underway, it's time for a well-deserved break!
We hope this summer brings joyful moments, laughter, and bonding time with your children.

While we encourage relaxation, we also recommend engaging them in creative activities, reading, and exploring new skills. We have designed holiday homework to be an enjoyable learning experience, encouraging 'learning by doing'.
All students are expected to revise topics covered till now and also maintain a regular reading habit.

The Holiday HW for different subjects for all classes have been compiled by teachers and is put up here for your reference. Students need to follow the instructions given by the teachers to complete the assignments.

Please help your child manage their time to complete assignments while enjoying the break.

Summer Break starts: 03 May 2026

Summer Break ends: 21 Jun 2026

School Reopens: 22nd Jun 2026 (for classes 1-9)

PT1 is scheduled in the second week of July and hence the students should be present in their classes right from reopening day. The school does not encourage absenteeism from regular classes and it will certainly affect the academic performance.

Stay safe and have a fantastic summer!

Regards
Defence Laboratories School, Kanchanbagh

Defence Laboratories School –Kanchanbagh

Home fun –summer vacation

Class – 6

1. संज्ञा, सर्वनाम और विशेषण के पाँच- पाँच वाक्य लिखिए ।
2. किसी एक कारण बताते हुए प्रधानअध्यापिका या कक्षाअध्यापिका के नाम छुट्टी पत्र लिखिए ।
3. 'आम-फलों का राजा' विषय पर अनुच्छेद लिखिए ।
4. आपके छात्रावास में किया गया किसी एक कार्यक्रम के वर्णन करते हुए पिताजी के नाम पत्र लिखिए ।
5. दस सुलेख लिखिए

CLASS -6 **HOLIDAYS HOME WORK**

- పాఠ్యపుస్తకం ఆధారంగా అభినందన గేయం రాసి చిత్రాలను గీయండి.
- ప్రతిరోజు కాపీ రైటింగ్ బుక్ ఒక పేజీ రాసి తల్లిదండ్రుల సంతకం తీసుకోండి
- భాషాభాగాలు విభక్తులు, కాలాలు చదివి నేర్చుకొని చార్టును తయారు చేయండి.
- ప్రతిరోజు తెలుగు వార్తాపత్రిక నుండి, తెలుగు పాఠ్యపుస్తకం నుండి ఒక 10 లైన్లుచదివి తల్లిదండ్రుల సంతకం సేకరించండి.

SUBJECT: MATHEMATICS

1) Write a short portfolio about your favorite mathematician.

Write their name, what they did in mathematics, and why you like them.

2) Write the distance of each planet from the Sun and the distance of the Moon from the Earth. Express the distances in kilometres using both the Indian number system (in crores) and the International number system (in million/billion).

3) Find the square and cube numbers up to 20. Also write the Virahanka (Fibonacci) numbers and triangular numbers up to 20.

4) Observe and write any patterns you see in nature.

5) Tables 1 to 20

Note: Do the home work in A₄ size papers.

Science

1. Make a neat chart on "Types of Plants Around Us " with examples. (Roll number 1-5)

2. Make your own gift wrapper –Collect the leaves of different shapes from your garden and make patterns on A4 size paper. (Roll no6-10)

3. Identify at least 3 different types of plants and write – (Roll
i) Name of the plant

ii) Type (herb/shrub/creeper/climber/water plant
iii) which type of venation does the leaf has.

iv) Leaf arrangement (opposite/alternate)

4. Collect the information about 3 locally grown crops/ingredients from your region (native place). And explain how these ingredients help our body (Nutrition: Vitamins, proteins, carbohydrates) (Roll no16-20)

5. Make a table of deficiency diseases cause by vitamins and minerals and write the symptoms on a chart paper, (Roll no21-25)

6. Make a neat model on monocot and dicot seeds. (Roll no 26-30)

7. Make a neat model on "Water Cycle". (Roll no 31-35)

ENGLISH

"Go! go for a self -exploration,

In the bright sunshine summer vacation." -

1.Learn and revise all the notes of your notebook.

2.Write a short paragraph on "How I Spent My Summer Vacation"
(80-100words).

3.Write an application to the principal requesting leave.

4.Read Charles Dickens's famous novel David Copperfield.

i. Write a short summary of the story (75 words) and name the main characters.

ii. Choose 10 interesting adjectives from the book and find their dictionary meanings.

iii. Find one synonym and one antonym for all the 10 words.

5. Make a colourful chart along with related pictures on the following topics according to your roll no.

Roll no	Topics
1-10	Indian writer and their books
11-20	prefixes and suffixes
21-30	Proverbs and quotations
31 onwards	Any poem along with pictures

6. Prepare a chart on parts of speech.

7. Prepare a chart on tenses.

SOCIAL STUDIES

DEFENCE LABORATORIES SCHOOL, KANCHANBAGH

★ Social Science Holiday Homework - Class 6 ★

GEOGRAPHY

Locating Places on Earth




- **Comparisons:** Write a comparison of Globes and Maps.
- **Coordinates:** Write the main features of Latitude and Longitude.

Be a Map Maker!

On a world outline map, mark & label:

- Equator, Tropics of Cancer/Capricorn, Arctic/Antarctic Circles.
- The Prime Meridian.

• **Color the Zones:**

-  Torrid (Orange)
-  Temperate (Green)
-  Frigid (Blue)

DIY Models (Choose/Complete):

- Chart of symbols used in map making.
- Model of a Globe.
- Model of Equator/Prime Meridian division.
- Model of Earth's Rotation.

CIVICS


The Value of Work

Goal: Understand the dignity of labour.

Interview Task:

Talk to a security guard, delivery person, sanitation worker, or shopkeeper:

- What does a typical day look like?
- What is the hardest part of the job?
- What do you wish people understood?

 *Write a 1-page summary!*

Hidden Work Journal:

Observe chores for 2 days:

- List who does them and calculate the time spent.
- Write a 'Thank You' note to the hardest worker at home.

Creative Poster:

A4 size with slogan "**Dignity of Labour**". Show that no work is big or small!

Submission Guidelines:

- Present in a neatly decorated folder.
- Use eco-friendly materials for the poster.
- Ensure handwriting is neat and legible!

